































SOUTH POINT SPORTS BOOK

MAJOR LEAGUE BASEBALL FUTURES 2019 TOTAL REGULAR SEASON WINS

**** PLEASE READ ALL RULES BEFORE WAGERING ****

	OPENING LINE 2/24/2019	CURRENT LINE 3/12/2019	OPENING LINE 2/24/2019	CURRENT LINE 3/12/2019
 ARIZONA DIAMONDBACKS	5601	OVER UNDER	74.5 -110 -110	75.5 -110 -110
 ATLANTA BRAVES	5603	OVER UNDER	86.5 -110 -110	86.5 -110 -110
 BALTIMORE ORIOLES	5605	OVER UNDER	59.5 -110 -110	59.5 -110 -110
 BOSTON RED SOX	5607	OVER UNDER	95 -110 -110	94 -110 -110
 CHICAGO CUBS	5609	OVER UNDER	89.5 -110 -110	88.5 -110 -110
 CHICAGO WHITE SOX	5611	OVER UNDER	75.5 -110 -110	73.5 -110 -110
 CINCINNATI REDS	5613	OVER UNDER	78.5 -110 -110	78.5 -110 -110
 CLEVELAND INDIANS	5615	OVER UNDER	90.5 -110 -110	91 -110 -110
 COLORADO ROCKIES	5617	OVER UNDER	85 -110 -110	85 -110 -110
 DETROIT TIGERS	5619	OVER UNDER	68 -110 -110	68 -110 -110
 HOUSTON ASTROS	5621	OVER UNDER	97 -110 -110	96 -110 -110
 KANSAS CITY ROYALS	5623	OVER UNDER	70 -110 -110	69 -110 -110
 LOS ANGELES ANGELS	5625	OVER UNDER	83 -110 -110	83.5 -110 -110
 LOS ANGELES DODGERS	5627	OVER UNDER	93 -110 -110	93 -110 -110
 MIAMI MARLINS	5629	OVER UNDER	63.5 -110 -110	63 -110 -110
 MILWAUKEE BREWERS	5631	OVER UNDER	87.5 -110 -110	86.5 -110 -110
 MINNESOTA TWINS	5633	OVER UNDER	84 -110 -110	85 -110 -110
 NEW YORK METS	5635	OVER UNDER	86 -110 -110	85 -110 -110
 NEW YORK YANKEES	5637	OVER UNDER	96.5 -110 -110	96.5 -110 -110
 OAKLAND ATHLETICS	5639	OVER UNDER	84 -110 -110	83.5 -110 -110
 PHILADELPHIA PHILLIES	5641	OVER UNDER	87 -110 -110	89 -110 -110
 PITTSBURGH PIRATES	5643	OVER UNDER	77.5 -110 -110	77.5 -110 -110
 SAN DIEGO PADRES	5645	OVER UNDER	78.5 -110 -110	77.5 -110 -110
 SAN FRANCISCO GIANTS	5647	OVER UNDER	74 -110 -110	74 -110 -110
 SEATTLE MARINERS	5649	OVER UNDER	71 -110 -110	72 -110 -110
 ST. LOUIS CARDINALS	5651	OVER UNDER	88.5 -110 -110	88 -110 -110
 TAMPA BAY RAYS	5653	OVER UNDER	84.5 -110 -110	84.5 -110 -110
 TEXAS RANGERS	5655	OVER UNDER	71.5 -110 -110	71 -110 -110
 TORONTO BLUE JAYS	5657	OVER UNDER	75 -110 -110	745.5 -110 -110
 WASHINGTON NATIONALS	5659	OVER UNDER	89 -110 -110	88 -110 -110

\$2000 LIMIT

*****ONCE THE REGULAR SEASON STARTS, YOU HAVE ACTION REGARDLESS OF NUMBER OF GAMES PLAYED*****

*****ANY REGULAR SEASON PLAYOFF GAMES ARE NOT USED TOWARDS WIN TOTAL.*****

SEE WRITERS FOR CURRENT LINES